



汉 德 威

展位号: **7.2H 956**

2018 上海水展

2018.5.31-2018.6.2

关于汉德威

About HANDWELL

唯进步 不止步

汉德威电器科技有限公司成立于 2011 年，是专注于净水机泵（RO 泵）研发、生产、销售一体化的企业，坚持以客户为中心，坚持做好产品，做好服务，做好口碑。

公司建有高低温湿热交换实验，水锤实验，雾化，寿命实验室、静音实验室等等，RO 泵检测能力行业领先。

产品涉水部件设计符合食品安全级要求，承压部件采用高强度工程塑料和优质合金，密封部件全采用优质进口材料，强力电机做到低噪音、低震动，寿命长。专利密封技术，杜绝漏水现象；螺纹口结构，快接，双 O 结构，可做到 360 度旋转不漏水，外接管路更方便。

汉德威注重每一个细节，每一个环节，注塑厂、五金厂、电机厂、组装厂，自主生产配套，结合客户的需求，精进开发，合理量产，现有增压泵、一体泵、自吸泵和商务泵四个系列，公司通过 ISO9001, CE 认证，环保认证。

志存高远，未来无限，汉德威有一套完善的人才培养机制。让企业和员工每天进步一点点，朝着：“好品质，好口碑，批量稳定，寿命长久”的方向发展；年轻、活力、责任、进取——是汉德威团队的特质，汉德威人揣着极大地热情，发挥各自的专长，为企业发展贡献力量，为客户满意奉献才华。

Only progress does not stop

Founded in 2011, the company is dedicated to the RO pump (pump) research and development, production, sales integration of enterprises, adhere to the customer as the center, adhere to the good products, good service, good reputation.

The company has high and low temperature heat and moisture exchange experiments, water hammer test, atomization, life lab, mute laboratory and so on. RO pump detection ability is the leading industry. The design of the wading components conforms to the requirements of the food safety level. The pressure components are high strength engineering plastics and high quality alloys. The sealing parts are all made of high quality imported materials. The powerful motor makes low noise, low vibration and long life. The patent sealing technology eliminates the leakage phenomenon. The structure of threaded port, quick connection and double O structure can achieve 360 degree rotation without leakage, and the external pipeline is more convenient. Such

We pay attention to every detail, each link, injection factory, hardware factory, motor factory, assembly plant, independent production and supporting, combined with customer's needs, advanced development, reasonable production, the existing booster pump, one pump, self-priming pump and business pump four series, the company through ISO9001, CE certification, environmental certification.

With lofty aspirations and boundless future, he has a comprehensive talent training mechanism. Let enterprises and employees make a little progress every day, towards the direction of "good quality, good reputation, lot stability and long life"; young, energetic, responsible and enterprising are the qualities of the team of hant and Wei. The intention is to give your talent.

一、增压泵/Turbocharging pump



HDW-B-50SB



HDW-B-50B

二、一体泵/Integrated pump



HDW-A-75SG



HDW-A-75G

三、自吸泵/Self-priming pump



HDW-A-75G



HDW-A-100G

四、商务泵/Business pump



HDW-A-200G

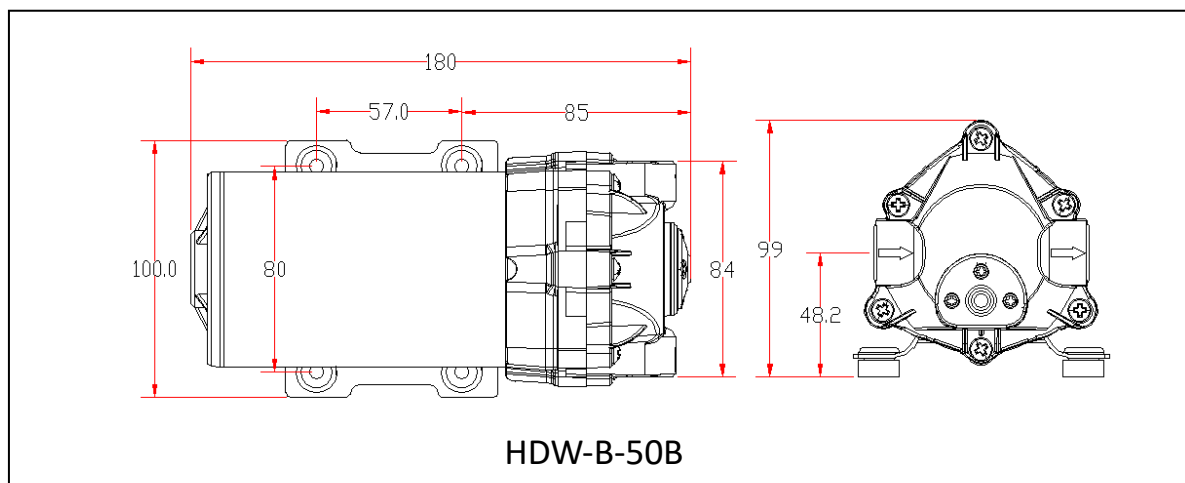


HDW-B-800B

■ 增压泵/Turbocharging pump



安装尺寸/MOUNTING DIMENSIONS (mm)



产品特点/PRODUCT FEATURES

- 通过 ROHS、CE 等认证，涉水部件均符合食品级要求；
- 采用自主设计防漏水密封专利结构，密封部件采用进口材料，耐磨、密封性能好；
- 承压部件采用高强度塑料与铝合金；
- 低功耗、低噪音、低振动、压力稳、批次稳、寿命长；
- 电气、密封、流量、增压等性能生产流程全检控制；
- 能自动强力排除水管中空气。适用于市政自来水（纯水机）。

Through ROHS and CE certification, wading parts meet the requirements of food grade.

The independent design of the patent structure for watertight seal is adopted. The sealing parts are made of imported materials with good wear resistance and good sealing performance.

Pressure bearing parts are made of high strength plastic and aluminum alloy.

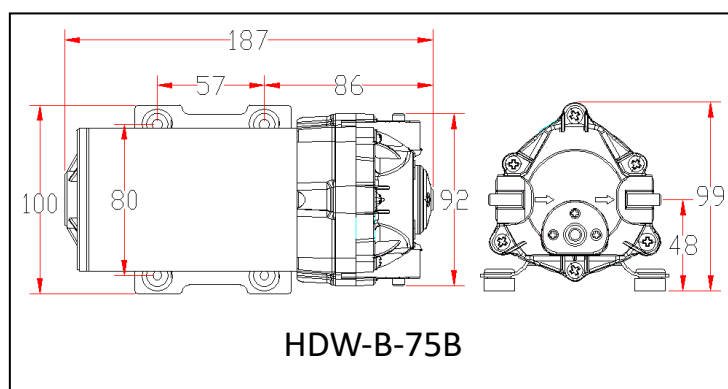
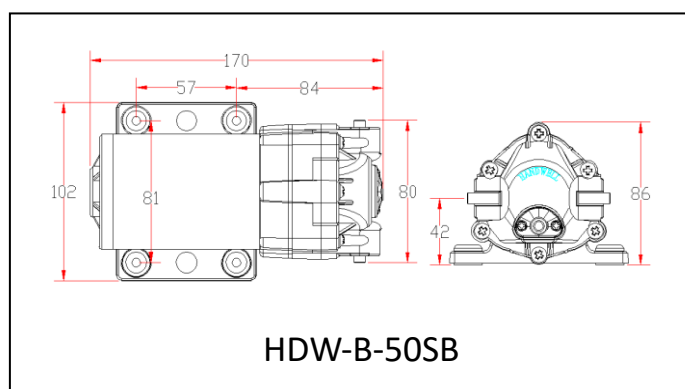
It has low power consumption, low noise, low vibration, stable pressure, stable batches and long service life.

The electrical, sealing, flow, supercharging and other production processes are fully checked and controlled.

It can automatically eliminate the air in the pipe. It is suitable for municipal tap water (pure water machine).



安装尺寸/MOUNTING DIMENSIONS (mm)



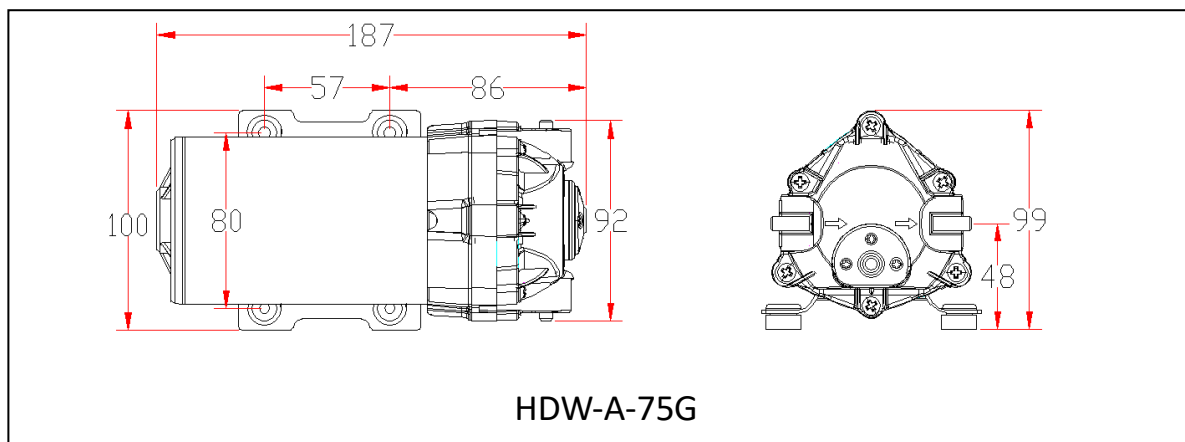
产品参数/PRODUCT PARAMETERS

产品型号 Model	产品尺寸 Measurement	电压 Voltage	进水压力 Inlet pressure	工作压力 Working pressure	工作电流 Working current	工作流量 Working flow	扬程 lift	接口方式 Interface way
HDW-B-50B	180*100*99	24DC	30psi	70psi	≤0.8A	≥0.6L	2m	快接/螺牙
HDW-B-75B	187*100*99	24DC	30psi	70psi	≤1.0A	≥0.9L	2m	
HDW-B-50SB	170*102*86	24DC	30psi	70psi	≤0.8A	≥0.55L	2m	快接
HDW-B-75SB	170*102*86	24DC	30psi	70psi	≤1.0A	≥0.85L	2m	

■一体泵/Integrated pump



安装尺寸/MOUNTING DIMENSIONS (mm)



产品特点/PRODUCT FEATURES

- 通过 ROHS、CE 等认证，涉水部件均符合**食品级**要求；
- 采用自主设计防漏水密封专利结构，密封部件采用进口材料，耐磨、密封性能好；
- 承压部件采用高强度塑料与铝合金；
- 低功耗、低噪音、低振动、压力稳、批次稳、寿命长；
- 电气、密封、流量、自吸、增压等性能生产流程全检控制；
- 具有真空吸水的特性，自吸能力超强，能自动强力排除水管中空气。

适用于**农村**环境的和**市政**自来水（纯水机）。

Through ROHS and CE certification, wading parts meet the requirements of food grade.

The independent design of the patent structure for watertight seal is adopted. The sealing parts are made of imported materials with good wear resistance and good sealing performance.

Pressure bearing parts are made of high strength plastic and aluminum alloy.

It has low power consumption, low noise, low vibration, stable pressure, stable batches and long service life.

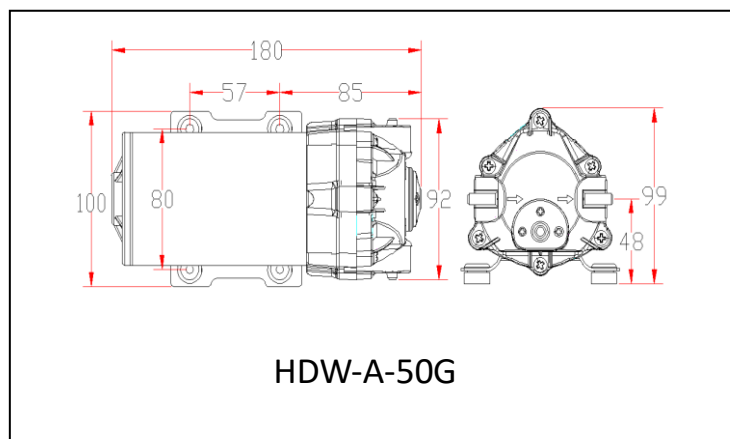
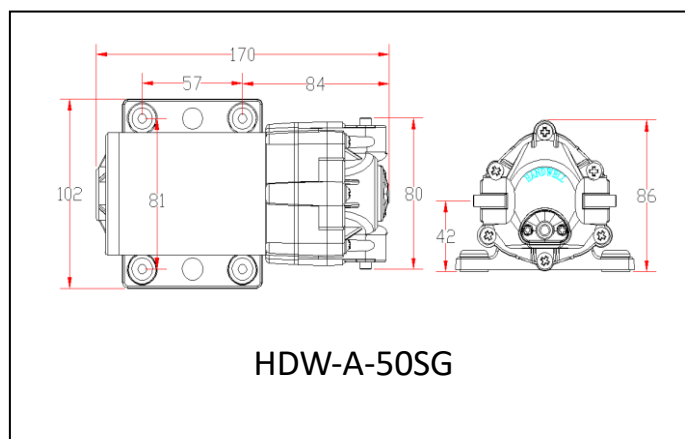
The production process of electrical, sealing, flow, self suction and supercharging is checked and controlled.

It has the characteristics of vacuum water absorption, strong self absorption ability, and can automatically and effectively eliminate the air in the water pipe.

Suitable for rural environment and municipal tap water (pure water machine).



安装尺寸/MOUNTING DIMENSIONS (mm)



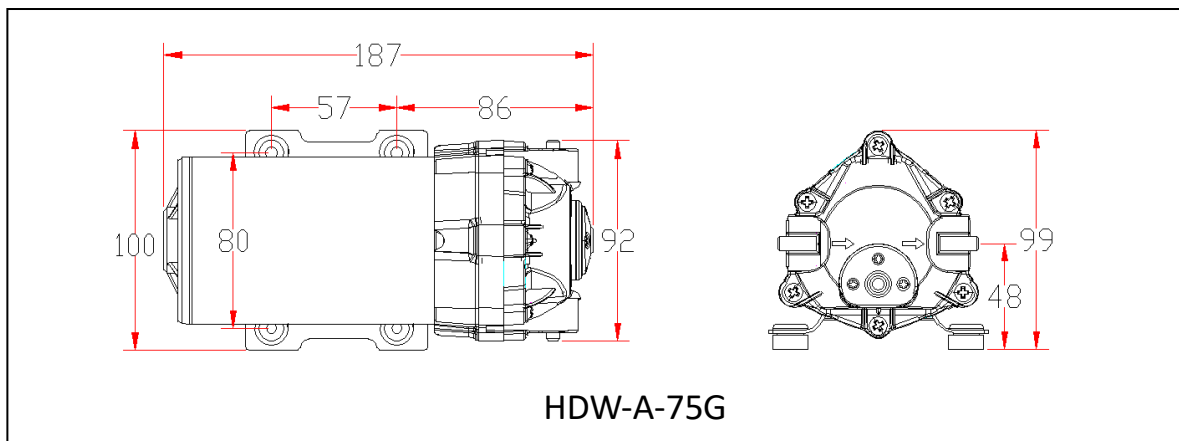
产品参数/PRODUCT PARAMETERS

产品型号 Model	产品尺寸 Measurement	电压 Voltage	进水压力 Inlet pressure	工作压力 Working pressure	工作电流 Working current	工作流量 Working flow	自吸高度 Self-priming height	接口方式 Interface way
HDW-A-50SG	170*102*86	24DC	0~30psi	70psi	≤1.0A	≥0.5L	2m	快接
HDW-A-75SG	170*102*86	24DC	0~30psi	70psi	≤1.2A	≥0.8L	2.5m	
HDW-A-50G	180*100*99	24DC	0~30psi	70psi	≤1.0A	≥0.5L	2m	快接/螺牙
HDW-A-75G	187*100*99	24DC	0~30psi	70psi	≤1.2A	≥0.8L	2.5m	
HDW-A-100G	195*100*99	24DC	0~30psi	70psi	≤1.4A	≥1.0L	2.5m	

■自吸泵/Self-priming pump



安装尺寸/MOUNTING DIMENSIONS (mm)



产品特点/PRODUCT FEATURES

- 通过 ROHS、CE 等认证，涉水部件均符合**食品级**要求；
- 采用自主设计防漏水密封专利结构，密封部件采用进口材料，耐磨、密封性能好；
- 承压部件采用高强度塑料与铝合金；
- 低功耗、低噪音、低振动、压力稳、批次稳、寿命长；
- 电气、密封、流量、自吸、增压等性能生产流程全检控制；
- 具有真空吸水的特性，自吸能力超强，能自动强力排除水管中空气。

适用于农村环境（纯水机）。

Through ROHS and CE certification, wading parts meet the requirements of food grade.

The independent design of the patent structure for watertight seal is adopted. The sealing parts are made of imported materials with good wear resistance and good sealing performance.

Pressure bearing parts are made of high strength plastic and aluminum alloy.

It has low power consumption, low noise, low vibration, stable pressure, stable batches and long service life.

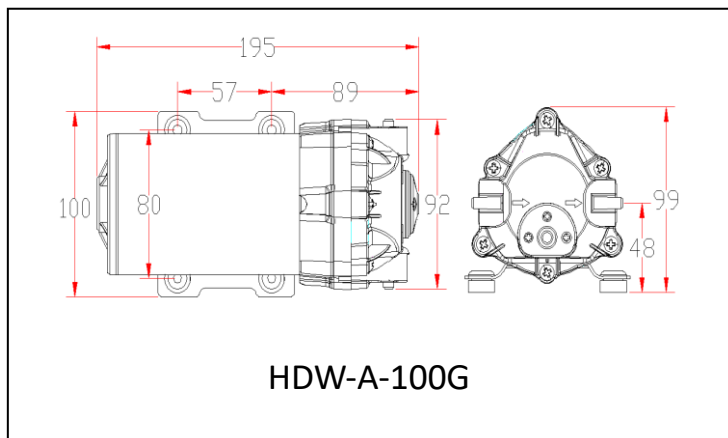
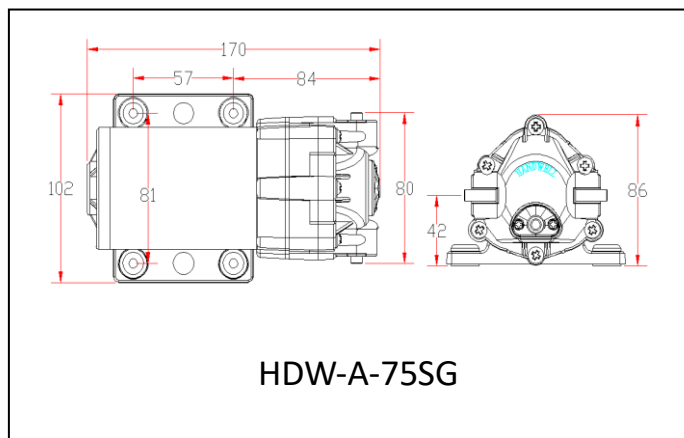
The production process of electrical, sealing, flow, self suction and supercharging is checked and controlled.

It has the characteristics of vacuum water absorption, strong self absorption ability, and can automatically and effectively eliminate the air in the water pipe.

It is suitable for rural environment (pure water machine).



安装尺寸/MOUNTING DIMENSIONS (mm)



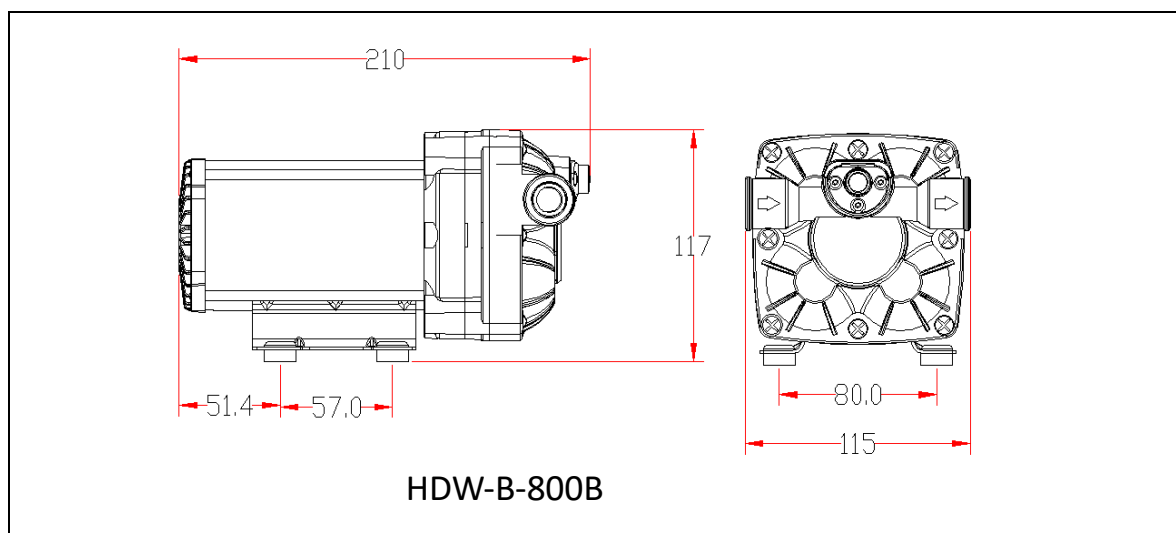
产品参数/PRODUCT PARAMETERS

产品型号 Model	产品尺寸 Measurement	电压 Voltage	进水压力 Inlet pressure	工作压力 Working pressure	工作电流 Working current	工作流量 Working flow	自吸高度 Self-priming height	接口方式 Interface way
HDW-A-50SG	170*102*86	24DC	0psi	70psi	≤ 1.0A	≥ 0.5L	2m	快接
HDW-A-75SG	170*102*86	24DC	0psi	70psi	≤ 1.2A	≥ 0.8L	2.5m	
HDW-A-50G	180*100*99	24DC	0psi	70psi	≤ 1.0A	≥ 0.5L	2m	快接/螺牙
HDW-A-75G	187*100*99	24DC	0psi	70psi	≤ 1.2A	≥ 0.8L	2.5m	
HDW-A-100G	195*100*99	24DC	0psi	70psi	≤ 1.4A	≥ 1.0L	2.5m	

商务泵/Business pump



安装尺寸/MOUNTING DIMENSIONS (mm)



产品特点/PRODUCT FEATURES

- 通过 ROHS、CE 等认证，涉水部件均符合**食品级**要求；
- 采用自主设计防漏水密封专利结构，密封部件采用进口材料，耐磨、密封性能好；
- 承压部件采用高强度塑料与铝合金；
- 大流量、高效率、压力稳、寿命长；
- 电气、密封、流量、增压等性能生产流程全检控制；
- 适用于**大流量**商务纯水机。

Through ROHS and CE certification, wading parts meet the requirements of food grade.

It adopts self-designed leakproof sealing structure, the sealing parts adopt imported materials, and has good wear-resisting and sealing performance.

Pressure bearing parts are made of high strength plastic and aluminum alloy.

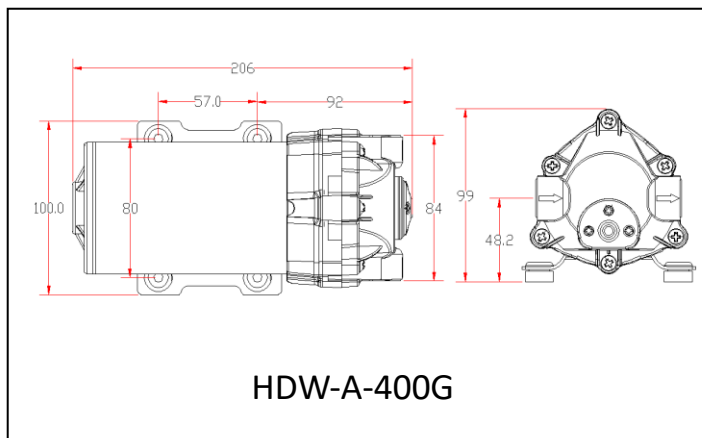
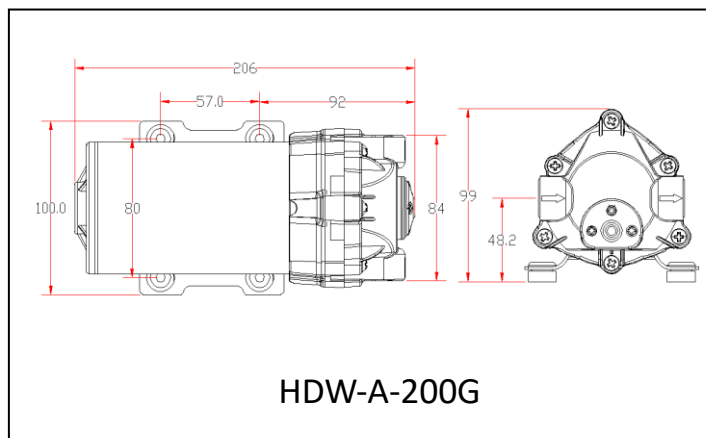
It has large flow rate, high efficiency, stable pressure and long service life.

The electrical, sealing, flow, supercharging and other production processes are fully checked and controlled.

It is suitable for large flow commercial pure water machine.



安装尺寸/MOUNTING DIMENSIONS (mm)



产品参数/PRODUCT PARAMETERS

产品型号 Model	产品尺寸 Measurement	电压 Voltage	进水压力 Inlet pressure	工作压力 Working pressure	工作电流 Working current	工作流量 Working flow	扬程 lift	接口方式 Interface way
HDW-A-200G	206*100*99	24DC	0psi	70psi	≦2.2A	≧1.4L	3.0m	螺牙
HDW-A-400G	206*100*99	24DC	0psi	70psi	≦2.7A	≧2.8L	3.0m	
HDW-B-600B	210*115*117	24DC	30psi	80psi	≦3.0A	≧4.0L	2m	
HDW-B-800B	210*115*117	24DC	30psi	80psi	≦4.0A	≧5.3L	2m	

